

1

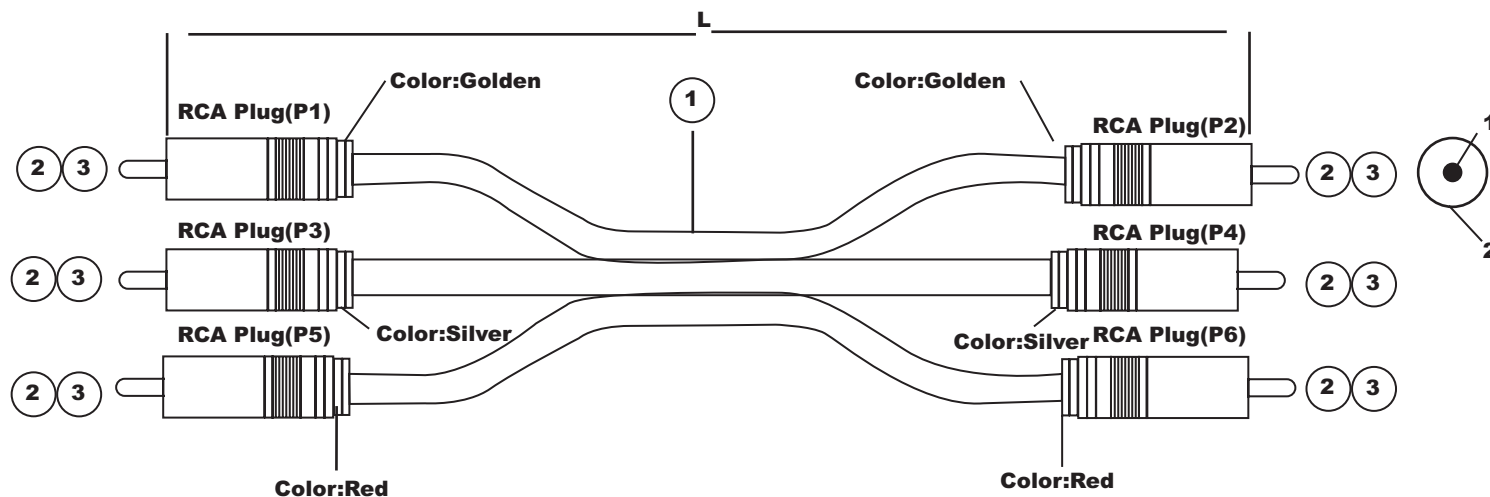
2

3

4

A

A




B

B

Item No.	L
AK-AV504	1500±50
AK-AV505	5000±50


Configuration:
RCA Plug(P1)

RCA Plug(P2)



RCA Plug(P3)

RCA Plug(P4)



RCA Plug(P5)

RCA Plug(P6)



C

C

Description	
Name :	AK-AV504+505-R
	3 X RCA Plug- 3 X RCA Plug

D

D

THIS DRAWING IS UNPUBLISHED

© Copyright 2005 by Assmann Electronic Components All International Rights Reserved

This drawing is a controlled document for Assmann Electronics, Inc. It is subject to change and the controlling engineering organization should be contacted for the latest revision.

1

2

3

4